


SIEMENS



Product overview for LOGO! 8



Logic module LOGO!

Simply ingenious for small automation tasks

Easy installation, minimal wiring, convenient programming:

LOGO! 8, the small controller from Siemens, allows for the quick implementation of basic automation projects. You save space in the control cabinet and can easily implement functions, such as timer switch, timer relay, counter and auxiliary relay with the LOGO! logic module

<https://www.siemens.com/logo>

LOGO! at a glance

The LOGO! series includes eight basic devices for all common voltages with or without display. The display shows message texts and the background lighting that is available in white, orange and red offers many options for visual highlighting, such as for alarm states.

All devices of the LOGO! 8 series have one Ethernet port and can be connected to any previous version.

The maximum configuration for one basic device includes 24 digital inputs, 20 digital outputs and 8 analog inputs and outputs each. If you need more inputs and outputs, you can connect additional basic devices via the Ethernet port. Data exchange in LOGO! Soft Comfort is programmed via Drag & Drop.

Highlights

Engineered with LOGO! Soft Comfort

In addition to the usual operation in single mode, LOGO! Soft Comfort engineering software offers easy operation in network mode. Automatic configuration of the communication with visual representation in the network view, calling of up to three programs side by side, and easy transfer of signals from one program to another with drag-and-drop are only some of the many convenient options. Programs from previous versions can be integrated without any problems.

Integrated web server

Users need no HTML expertise to use the LOGO! Web Editor (LWE) to create application-specific web pages with their own images and icons. Users can configure the web server to control automation components via mobile devices. The web server is integrated into all basic devices for monitoring and control with LOGO! via WLAN and Internet. The web server is protected by a password and is suitable for all common browsers.

Versatile communication

The Ethernet port of the basic devices enables communication of the LOGO! modules with each other and with all SIMATIC S7 systems.

Modbus TCP/IP is an additional communication protocol for LOGO! 8. LOGO! can be a client or server in this case.


With the LOGO! CIM and LOGO! CMR communication modules, you can receive status information and alarms of the LOGO! station via text message or email with your smartphone or tablet. Secure remote access via https or Open VPN using the wireless network allows configuration changes and diagnostics on the web server of the communication modules as well as on LOGO! 8. Locating services via GPS can be used, for example, for low-price container tracking. The position is signaled to the LOGO! basic module or to a control room via text message or email.

With the LOGO! CMK2000 communications module, LOGO! 8 can be used as an intelligent controller in the KNX system. The time and date synchronization is possible as master or slave in networked systems.

Cloud connectivity


The latest logic module series, LOGO! 8.4, is offered with preconfigured cloud connectivity and open MQTT communication. Users can activate and configure a cloud connection with LOGO!. Through live access, the cloud provides access to the collected data during ongoing operation. LOGO! 8.4 can also be used as cloud gateway for existing systems. This means you can, for example, export data to the cloud for which the memory in the controller is limited. The dashboard for the cloud data is created with LOGO! Web Editor and can be hosted directly in the cloud. The web app created can be opened with a smartphone, tablet or PC. The encrypted connection from the cloud to LOGO! 8.4 via TLS protocol ensures secure transfer of data in both directions, that is, writing and reading.

Logic modules

	Article number
	LOGO!12/24RCE, 8DI(4AI)/4DO, 400 Blocks 6ED1052-1MD08-0BA2
	LOGO!12/24RCEO, 8DI(4AI)/4DO,400 Blocks 6ED1052-2MD08-0BA2
	LOGO!230RCE, 8DI/4DO, 400 Blocks 6ED1052-1FB08-0BA2
	LOGO!230RCEo, 8DI/4DO,400 Blocks 6ED1052-2FB08-0BA2
	LOGO! 24RCE, 8DI/4DO, 400 Blocks 6ED1052-1HB08-0BA2
	LOGO! 24RCEO, 8DI/4DO, 400 Blocks 6ED1052-2HB08-0BA2
	LOGO! 24CE, 8DI(4AI)/4DO, 400 Blocks 6ED1052-1CC08-0BA2
	LOGO! 24CEo, 8DI(4AI)/4DO, 400 Blocks 6ED1052-2CC08-0BA2
	LOGO! 8.3
	LOGO!12/24RCE, 8DI(4AI)/4DO, 400 Blocks 6ED1052-1MD08-0BA1
	LOGO!12/24RCEO, 8DI(4AI)/4DO,400 Blocks 6ED1052-2MD08-0BA1
	LOGO!230RCE, 8DI/4DO, 400 Blocks 6ED1052-1FB08-0BA1
	LOGO!230RCEo, 8DI/4DO,400 Blocks 6ED1052-2FB08-0BA1
	LOGO! 24RCE, 8DI/4DO, 400 Blocks 6ED1052-1HB08-0BA1
	LOGO! 24RCEO, 8DI/4DO, 400 Blocks 6ED1052-2HB08-0BA1
	LOGO! 24CE, 8DI(4AI)/4DO, 400 Blocks 6ED1052-1CC08-0BA1
	LOGO! 24CEo, 8DI(4AI)/4DO, 400 Blocks 6ED1052-2CC08-0BA1
	SIPLUS LOGO! 24CE 6AG1052-1CC08-7BA1
	SIPLUS LOGO! 230RCE 6AG1052-1FB08-7BA1
	SIPLUS LOGO! 24RCE 6AG1052-1HB08-7BA1
	SIPLUS LOGO! 12/24RCE 6AG1052-1MD08-7BA1
	SIPLUS LOGO! 24CEO 6AG1052-2CC08-7BA1
	SIPLUS LOGO! 230RCEO 6AG1052-2FB08-7BA1
	SIPLUS LOGO! 24RCEO (AC) 6AG1052-2HB08-7BA1
	SIPLUS LOGO! 12/24RCEO 6AG1052-2MD08-7BA1
	SIPLUS Compare technical specifications online
	SIPLUS LOGO! 12/24RCE 6AG1052-1MD08-7BA1
	SIPLUS LOGO! 12/24RCEO 6AG1052-2MD08-7BA1
	SIPLUS LOGO! 230RCE 6AG1052-1FB08-7BA1
	SIPLUS LOGO! 230RCEO 6AG1052-2FB08-7BA1
	SIPLUS LOGO! 24CE 6AG1052-1CC08-7BA1
	SIPLUS LOGO! 24CEO 6AG1052-2CC08-7BA1
	SIPLUS LOGO! 24RCE 6AG1052-1HB08-7BA1
	SIPLUS LOGO! 24RCEO (AC) 6AG1052-2HB08-7BA1

Digital expansion modules

[Compare technical specifications online](#)

	Article number
	LOGO! DM8 24 Exp. mod., 4DI/4DO 6ED1055-1CB00-0BA2
	LOGO! DM16 24 Exp. mod., 4 MW, 8DI/8DO 6ED1055-1CB10-0BA2
	LOGO! DM8 230R Exp. mod. 2 MW, 4DI/4DO 6ED1055-1FB00-0BA2
	LOGO! DM16 230R Exp. mod. 4 MW, 8DI/8DO 6ED1055-1FB10-0BA2
	LOGO! DM8 24R Exp. mod. 2 MW, 4DI/4DO 6ED1055-1HB00-0BA2
	LOGO! DM8 12/24R Exp. mod. 2 MW, 4DI/DO 6ED1055-1MB00-0BA2
	LOGO! DM16 24R Exp. mod. 4 MW, 8DI/8DO 6ED1055-1NB10-0BA2
	SIPLUS Compare technical specifications online
	SIPLUS LOGO! DM8 24 V8 6AG1055-1CB00-7BA2
	SIPLUS LOGO! DM8 230R V8 6AG1055-1FB00-7BA2
	SIPLUS LOGO! DM8 24R V8 6AG1055-1HB00-7BA2
	SIPLUS LOGO! DM8 12/24R V8 6AG1055-1MB00-7BA2
	SIPLUS LOGO! DM16 24R V8 6AG1055-1NB10-7BA2

 : Safety-related component

* By clicking on the article number, you will be taken to the product in the TIA Selection Tool cloud.

Analog expansion modules



	Article number
LOGO! AM2 Exp. mod., 12/24V, 2AI,	6ED1055-1MA00-0BA2
LOGO! AM2 RDT, 2AI, -50..+200DECR/C	6ED1055-1MD00-0BA2
LOGO! AM2 AQ, 2AQ, 0-10V, 0/4-20mA	6ED1055-1MM00-0BA2
SIPLUS	Compare technical specifications online
SIPLUS LOGO! AM2 V8	6AG1055-1MA00-7BA2
SIPLUS LOGO! AM2 RTD	6AG1055-1MD00-7BA2
SIPLUS LOGO! AM2 AQ V8	6AG1055-1MM00-7BA2

Communication modules



	Article number
LOGO! CSM12/24	6GK7177-1MA20-0AA0
Communication module LOGO! CMR2020	6GK7142-7BX00-0AX0
Communication module LOGO! CMR2040	6GK7142-7EX00-0AX0
LOGO! CMK2000	6BK1700-0BA20-0AA0
LOGO! CIM	6ED1055-5MC08-0BA1

HMI devices

[Compare technical specifications online](#)


	Article number
LOGO! TD Textdisplay, 6 Lines	6ED1055-4MH08-0BA1

Power supply


[Compare technical specifications online](#)


	Article number
LOGO!Power/1AC/12VDC/0.9A	6EP3320-6SB00-0AY0
LOGO!Power/1AC/12VDC/1.9A	6EP3321-6SB00-0AY0
LOGO!Power/1AC/12VDC/4.5A	6EP3322-6SB00-0AY0
LOGO!Power/1AC/24VDC/0.6A	6EP3330-6SB00-0AY0
LOGO!Power/1AC/24VDC/1.3A	6EP3331-6SB00-0AY0
LOGO!Power/1AC/24VDC/2.5A	6EP3332-6SB00-0AY0
LOGO!Power/1AC/24VDC/4A	6EP3333-6SB00-0AY0
LOGO!Power/1AC/DC24V/4A/EX	6EP3333-6SC00-0AY0
SIPLUS	Compare technical specifications online
SIPLUS LOGO! POWER 24V 1.3A	6AG1331-6SB00-7AY0
SIPLUS LOGO! POWER 24V 4A	6AG1333-6SB00-7AY0

 : Safety-related component

* By clicking on the article number, you will be taken to the product in the TIA Selection Tool cloud.

Software [Compare technical specifications online](#)

		Article number
	LOGO! Soft Comfort V8	6ED1058-0BA08-0YA1


Front panel mounting kits [Compare technical specifications online](#)


		Article number
	EINBAUSATZ FUER LOGO! 8TE M Tasten	6AG1057-1AA00-0AA2
	EINBAUSATZ FUER LOGO! 4TE MIT TASTEN	6AG1057-1AA00-0AA3

Accessories

	Article number
LOGO! TD Mounting Accessories,	6ED1057-1DA00-0BA0
LOGO! ICL230/1AC100-240V/5A	6EP4683-6LB00-0AY0

Starter kits [Compare technical specifications online](#)

	Article number	
	LOGO! Starter Kit 12/24RCE V8.3	6ED1057-3BA01-0AA8
	LOGO! Starter Kit 230RCE V8.3	6ED1057-3BA03-0AA8
	LOGO! TD Starter Kit 12/24 V8.3	6ED1057-3BA11-0AA8

 : Safety-related component

* By clicking on the article number, you will be taken to the product in the TIA Selection Tool cloud.

Published by
Siemens AG

Digital Industries
Factory Automation
P.O. box 4848
90026 Nuremberg
Germany

For U.S. only:
Siemens Industry Inc.

100 Technology Drive
Alpharetta, GA 30005
United States

Copyright © Siemens 2012 - 2024

The TIA SELECTION TOOL and all its editions are made available to you at no charge. We therefore do not assume any warranty, in particular for the accuracy, correctness, completeness, availability or usability of this tool. Our liability for damages resulting from using the examples, help notes, programs, configuration and performance data, etc. described in this TIA SELECTION TOOL and all its editions regardless of the legal background is excluded unless required by law, e.g. in cases of willful misconduct, gross negligence, personal injury or death, failure to achieve guaranteed characteristics or fraudulent concealment of a defect or in case of breach of fundamental contractual obligations. Distribution or reproduction of this TIA SELECTION TOOL and all its editions or excerpts from it is prohibited unless expressly permitted by Siemens. The latest firmware and hardware versions are configured in the TIA Selection Tool.